

# The State Revenue Newsletter

The Official Organ of the State Revenue Society

Volume 22, Nos. 5 & 6

September-October, 1982  
November-December, 1982

Whole No. 159

## MICHIGAN PASSBOOK STAMPS AND AN OHIO PERMIT

by Sylvia Tompkins


The advent of the passbook system of licensing sportspeople has spawned a great variety of adhesive stamps and tags for the collections of those interested in Michigan material. Pictured here are all the various items exception the 1981 non-resident turkey stamp. All are printed on white paper.



1981

1982

Public Access	Black, dark orange seal	Black, light orange seal
Fishing-Resident	Blue, yellow seal	same
Fishing-Senior	Blue, orange seal	same
Fishing-Non-resident	Blue, green seal	same
Fishing-NR hus. & wife	Blue, red seal	same
Sportsman-Resident	Black, red seal	same
Hunting-Resident	Black, yellow seal	same
Hunting-Res. Junior	Green, yellow seal	same
Hunting-Non-Resident	Red, yellow seal	same
Hunting-Senior	Brown, yellow seal	same
Deer-Resident	Black, light blue seal	dark blue seal
Deer-Non-Resident	Red, light blue seal	dark blue seal
Bow & Arrow-Resident	Black, light green seal	dark green seal
Bow & Arrow, Non-Resident	Red, light green seal	dark green seal
Bow & Arrow-Res. Junior	Brown, light green Seal	dark green seal
Bear-Resident	Black, light brown seal	dark brown seal
Bear-Non-Resident	Green, light brown seal	dark brown seal
Trap-Resident	Green, orange seal	same
Put-Take Pheasant	Black, yellow seal	blue seal
Turkey-Resident	Red, blue seal	cards used
Turkey-Senior Resident	Blue, red seal	cards used





V 000556

1981 MICHIGAN

GUN  
KILL TAG  
VALIDATION

1981 MICHIGAN

BOW & ARROW  
KILL TAG  
VALIDATION

1981 MICHIGAN

SPOUSE  
FISHING I.D.  
VALIDATION



F 000092

1982 MICHIGAN

SPOUSE  
FISHING I.D.  
VALIDATION

1981 MICHIGAN  
RESIDENT  
HUNTING  
FEE \$7.25

A 000886

1982 MICHIGAN  
RESIDENT  
HUNTING  
FEE \$7.25

L 000278

1981 MICHIGAN  
RESIDENT  
JUNIOR HUNTING  
FEE \$3.75

E 000066

1982 MICHIGAN  
RESIDENT  
JUNIOR HUNTING  
FEE \$3.75

P 000026

1981 MICHIGAN  
NON RESIDENT  
HUNTING  
FEE \$35.25

F 000166

1982 MICHIGAN  
NON RESIDENT  
HUNTING  
FEE \$35.25

R 018283

1981 MICHIGAN  
SENIOR  
HUNT  
FEE \$4.00

U 000226

1981 MICHIGAN

GUN  
KILL TAG  
VALIDATION

1981 MICHIGAN


BOW & ARROW  
KILL TAG  
VALIDATION

1982 MICHIGAN  
SENIOR  
HUNT  
FEE \$4.00

E 000049







**1982 MICHIGAN  
PUT-TAKE PHEASANT  
HUNTING PERMIT**  
FEE \$13.25

This permit, plus a small game or sportsman's license, entitles you to hunt pheasants on any or all put-take areas during the 1982 PUT-TAKE SEASON in accordance with printed regulations. Particularly note restriction of hunting days in certain areas. Carry this permit and your hunting license with you when hunting on put-take areas.

1982 PUT-TAKE  
PHEASANT SEAL

1982 PUT-TAKE  
PHEASANT SEAL

1982 PUT-TAKE  
PHEASANT SEAL

1982 PUT-TAKE  
PHEASANT SEAL

1982 PUT-TAKE  
PHEASANT SEAL



**PLACE THIS  
STAMP IN  
PASSBOOK**

1981 MICHIGAN  
RESIDENT  
TURKEY PERMIT  
\$7.25

No 03856

**1981 MICHIGAN TURKEY SEAL**

Keep Seal Dry. Seal must be applied immediately to one leg upon killing turkey. Apply seal only as shown: sticky side to sticky side and press firmly. Unlawful to possess without seal properly attached.

No 03856



**PLACE THIS  
STAMP IN  
PASSBOOK**

1981 MICHIGAN  
SENIOR RESIDENT  
TURKEY PERMIT  
\$2.00

No 00301


**1981 MICHIGAN TURKEY SEAL**

Keep Seal Dry. Seal must be applied immediately to one leg upon killing turkey. Apply seal only as shown: sticky side to sticky side and press firmly. Unlawful to possess without seal properly attached.

No 00301



In addition Michigan uses a series of tags to be attached to the animal signifying it was legally killed. All are on white light cardboard with a redish-brown and silver metal reinforcement. All are printed in black except the Non-Resident Bear which is in a very dark green. The reverse side of most of the tags has an instruction list for use of the tag.

1982  GUN


**D 000459**

PLACE PASSBOOK  
STAMP HERE

OCT NOV DEC

	NO. POINTS	
	LEFT	RIGHT
1	1	1
2	2	2
3	3	3
4	4	4
5	5	5
6	OR MORE	OR MORE
7		
8		
9		

SEX  
M F

1982  BOW


**C 000170**

PLACE PASSBOOK  
STAMP HERE

OCT NOV DEC

	NO. POINTS	
	LEFT	RIGHT
1	1	1
2	2	2
3	3	3
4	4	4
5	5	5
6	OR MORE	OR MORE
7		
8		
9		

SEX  
M F

1982  GUN


**F 000092**

PLACE PASSBOOK  
STAMP HERE

OCT NOV DEC

	NO. POINTS	
	LEFT	RIGHT
1	1	1
2	2	2
3	3	3
4	4	4
5	5	5
6	OR MORE	OR MORE
7		
8		
9		

SEX  
M F

1982  BOW

**F 000092**

PLACE PASSBOOK  
STAMP HERE

OCT NOV DEC

	NO. POINTS	
	LEFT	RIGHT
1	1	1
2	2	2
3	3	3
4	4	4
5	5	5
6	OR MORE	OR MORE
7		
8		
9		

SEX  
M F

1982  BEAR

**T000093**

PLACE PASSBOOK  
STAMP HERE

**MICHIGAN NON RESIDENT  
BEAR TAG**

**PLEASE READ CAREFULLY**

**HUNTERS ARE REQUIRED TO:**

- (1) Provide an 8" length of strong cord or fine wire to tie tag securely.
- (2) Before bear is moved, securely attach tag to lower jaw of the bear.

*It is a violation to possess an untagged or improperly tagged bear or to use tag issued to another hunter.*

**PLEASE READ CAREFULLY**

**HUNTERS ARE REQUIRED TO:**

- (1) Provide an 8" length of strong cord or fine wire to tie tag securely.
- (2) Immediately after the kill, tie tag securely to carcass, punch tag so as to provide a visible hole in each of the four appropriate places designated: Sex of deer, Month when killed, Date when killed, No. of points on left and right antlers.
- (3) Before deer is moved, securely attach tag to an antler or through the lower jaw or through the gambrel of the deer.

*It is a violation to possess an untagged or improperly tagged deer or to use tag issued to another hunter.*



**PLEASE READ CAREFULLY**

**HUNTERS ARE REQUIRED TO:**

- (1) Provide an 8" length of strong cord or fine wire to tie tag securely.
- (2) Immediately after the kill and before tag is attached to carcass, punch tag so as to provide a visible hole in each of the four appropriate places designated: Sex of deer, Month when killed, Date when killed, No. of points on left and right antlers.
- (3) Before deer is moved, securely attach tag to an antler or through the lower jaw or through the gambrel of the deer.

*It is a violation to possess an untagged or improperly tagged deer or to use tag issued to another hunter.*



The Ohio Trapping permit can only be obtained by someone who had a trapping license from the previous year or who passes a trapping course. This specimen was provided by a helpful state conservation officer who sent me his expired stamp. This permit was used in 1980-81 also.

**No. T 3 1981 TRAPPING PERMIT \$5<sup>FEE</sup><sub>.75</sub>**

This permit must be signed by the owner and attached to the hunting license, and carried at all times when the owner is trapping lands of another. This permit is not transferable and may not be carried by another person.

Expires: August 31, 1982

(signature)

**ALASKA SALMON STAMPS**

An effort to purchase the 1983 Alaska King Salmon stamp brought a reply that no such stamp will be issued since the salmon stamp law has been repealed. The 1982 stamp is the last of the series.

Cecilia A. Wagoner, Accounting Supervisor for the Department of Revenue reports there here are plenty of the 1980, 1981 and 1982 emissions still available. For further information write the State of Alaska Fish & Game Licensing Section, 1111 West 8th Street, Room 108, Juneau, Alaska, 99801-0404.

--Richard Bilek



## NEBRASKA STAMPS ON DISPLAY

News that Amos Henely had taken a Gold for his display of Nebraska Revenues at the Omaha in the fall of 1982 prompted the editor to ask for some information on creating displays which might help SRS members interested in submitting exhibits of their collections to stamp shows.

Not only did Mr. Henely send in the material below but he had a friend of his photograph a considerable portion of the material to give an idea of how he worked up his presentation. The photos included with this article are only a portion of the exhibit as it was finally submitted .

Now to Mr. Henely's letter. . .

As for a write up I don't think I could contribute any gems but in my case I had thought an exhibit was for a gifted person and I don't consider myself in that class. However after assembling this exhibit I know that really there are only three rules:

1. Have the stamps to present a complete picture.
2. Have a chronological order and avoid duplication, letting the stamps tell the story.
3. Fancy lettering or pages are not necessary. One of the exhibits was on Federal Duck stamps on special design pages handlettered--complete mint except for two stamps and complete used. It took no award and the owner told me he has spent a "pretty penny for the sheets and the fancy lettering."

At LINPEX '77 I entered two frames covering Nebraska Liquor stamps only and failed to take an award. At that time Ken Pruess told me "the judges like to see lots of stamps and an indication that the person knew his subject." My display was not complete and Ken indicated his displeasure as he knew I had the stamps to do a better job. Lesson No. 1.

My next sally into a show was the Council Bluffs '80 where I had two frames of Bottle and Strip stamps. I felt that this was a good display but it failed to take an award. I was later told by an official of the club that he saw the judges walk by my frames with the remark "Oh these are Revenues". Sort of a stacked deck and that soured me on exhibits. In the first case I failed through my own lack of a complete exhibit and in the second case because the judges were blind to the idea of Revenues, expecially NON-LISTED.

In the Omaha show I was asked to make up a non-Scott exhibit to round out the show. So I resubmitted the one I had shown in Council Bluffs and this time won a Bronze.

At a stamp meeting the General Chairman asked me to submit some State Tax material as he knew that was my main hobby. (I believe all members of the Omaha-Council Bluffs club and the Bellevue Club know my hobby as I have made sales pitches "if it looks like a stamp and isn't listed--I want it.")

So I entered the show--not to secure an award--but to show that State Tax stamps are as interesting as postage stamps. I had the Nebraska Catalog by Pruess for the chronological order and stamps. In fact, I have several not listed. I decided to ignore showing perforation varieties and in the cases where the stamps were the same except

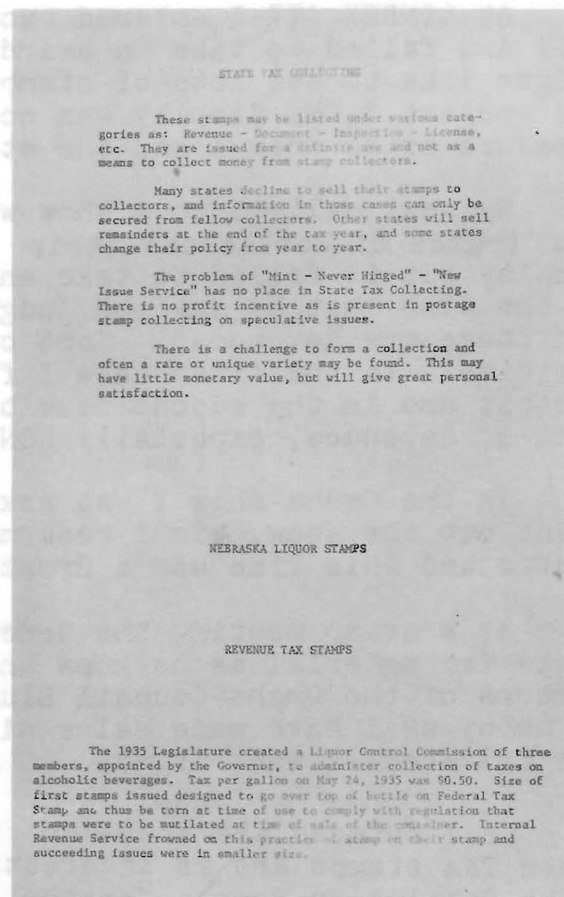
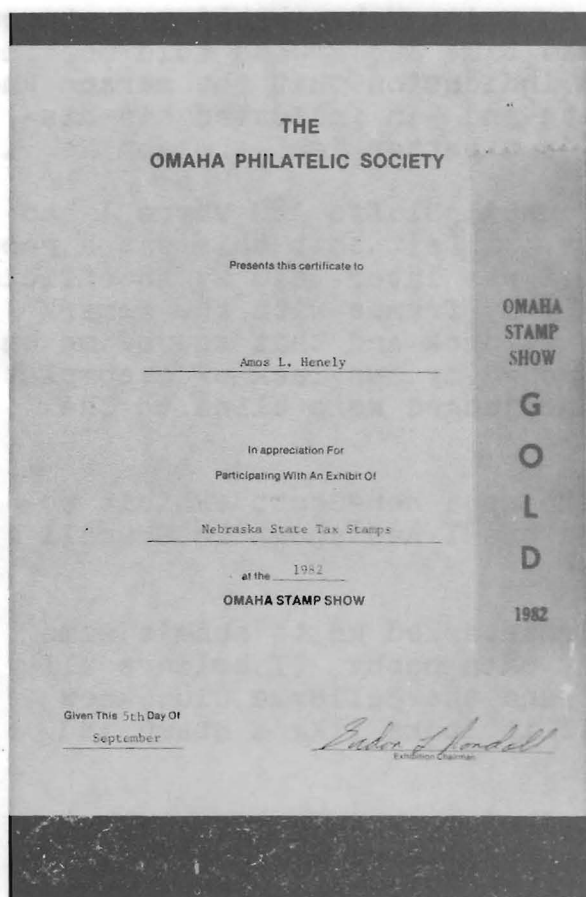


for the names of Chairman, to consolidate these years. I laid out the stamps for each section--Liquor, Wines, Beer--and tried to follow a story type presentation that would keep the interest of the viewer. Once that was done I typed the first sheet and found that the centering and positioning of the stamps was important to keep the interest. I wound up with 30 pages(6 frames) and felt that I had a good and complete story.

From that point on it was a matter of typing. If I had had any intelligence at all, I would have taken my rough sheets to a typist. Instead I did the typing myself and found "a typist I am not". I would get to the bottom of a sheet and then make an error. So the whole sheet had to be done over. Really the hardest part was the typing.

I submitted two exhibits that I had worked on and received a Gold and a Bronze award.

(Editor's Note: Any member submitting exhibits for shows are invited to let me know at the address in the masthead. These presentations are an excellent way to inform the stamp-collecting public that there are more than postal service interests. Also, anyone wishing to send photos of sections of their exhibit and a write up on their experiences will find a warm welcome in these pages.)



1935 - Die cut, 140 x 12 mm. - Chairman, Thom. Gass. Stamps were cancelled at time of delivery of purchase by punched dates or printed dates. Repeal of this requirement was made on May 4, 1939.

#### VALUES

3-1/8c (black) - punched and red printed dates  
6-1/4c (blue) - punched and red printed dates  
10c (green) - punched and red printed dates  
12-1/2c (red) - punched and blue printed dates  
25c (brown) - punched date 50c (orange) - punched date



1936 - Chairman, Thom. Gass. - Die cut, 140 x 12 mm. - punched and printed dates.



1937 - New tax rate of \$0.50 per gallon. Only year that stamp bore the Dyeprint of the Columbian Bank Note Company.



1937 - Stamps have no liquid and are the last issued under Chairman Thom. Gass. Die cut, 140 x 12 mm. - punched and printed dates.




1938 - New chairman, J. H. Carter, and 16 amendments with the rules of the Liquor Control Commission. Two stamps were issued to show the names of the three members.


Die cut, 140 x 12 mm. Stamps say or say not have punched dates as the law was changed eliminating the requirement that stamps be cancelled before sale.



1934 - New chairman - Cleveland. roller stamp, 31 x 20 mm.



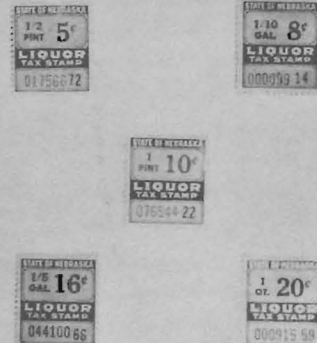
1940 - New chairman - Cleverson. Same size of the stamps the same.



1944 - Chairman, Holahan. Second line on two vertical dashes below his signature.



1946 - New design since signatures of liquor Control members no longer required, 31 x 27 mm. perfill. Green is now the standard color for liquor. The first 3 digits of the serial number refer to the sheet number of that particular denomination; the last 3 digits, printed in green on all denominations, refer to position within the sheet. Issues 100 stamps to a sheet.



1947 - New tax rate of \$1.00 per gallon was shown on 1946 stamps by handstamped A.T.T. (additional tax paid) in red violet. Used on the most popular sizes and may read down, up or inverted. This overprint is extremely fugitive.

5¢ to 6 1/4¢  
10¢ to 12 1/2¢  
15¢ to 20¢



1948 - Stamps showing the new tax rate.




1951 - Tax rate increased to \$1.20 per gallon.

Difference in size of "1" in 1/2 Pint.



1955 - New size and design.



Last issue of paper stamps.

# NEW WASHINGTON DISCOVERIES

by M. E. Matesen

Its almost been ten years since the Washington State and Cities Revenue catalog was published and since then, thanks to the attentive interests of fellow SRS members some major new additions can be made to the documentary stamp section. The first, and most striking, are provided by Bob Olds. In correspondence with Mr. Olds he stated "I recently acquired some Washington documentaries and amongst the group were several that were not listed in your catalog-or I'm using slightly different criteria for identification than you." In subsequent exchanges I was delighted to find that Mr. Olds had in fact uncovered several heretofor unlisted varieties of the perf. 12 group. It is somewhat with tongue in cheek that I use the term "group" since in the catalog the lone perf. 12 stamp has stuck out like a sentinel, being the only one that had ever been reported. Now with these new additions it seems probable that an entire series was issued with this perforation.


In addition to the listed 50¢(D19) we can now add the following values: \$1.00 blue, \$10.00 orange and \$50.00 black on yellow surface paper. Cancells used on these stamps reflect that they were in use for a considerable period of time ranging from early 1953 to late 1966. Although the \$2.00 and \$5.00 in the low range of denominations have yet to be confirmed it seems logical that they also exist, yet to be uncovered.

Until recently the two top values in the documentary series(i.e. \$100 and \$500) were thought to be almost "unobtainable", in that this author know of only two--both being the \$100 denomination of the 1935 perf. 12 1/2 series. Well, it didn't take long to validate the assumption that "probably others existed in the series" since a local revenue collector, Stan Schur, has come up with a rather spectacular \$100 perf. 12 which fits nicely into the grouping reported by Mr. Olds.

Pending embarking on a catalog revision the following is a summary of these new additions. For purposes of cross-identification, the numbers listed in parenthesis are those reflected in the 1973 catalog as well as the 1976 supplement; new additions are marked \*\*. A revised numbering system will be reflected in a forthcoming supplement.

## 1950-67 Like D1-8 but perf. 12

(D19)	D	50¢	dull green
( **)	D	\$1.00	dark blue
( **)	D	\$2.00	??
( **)	D	\$5.00	??
( **)	D	\$10.00	orange
( **)	D	\$50.00	black on yellow paper
( **)	D	\$100.00	purple
( **)	D	\$500.00	??






1955-67 Like D9-13 but richer colors. colorless roul. 7  
except where otherwise noted.

(D20a)	D	50¢	green
(D20)	a.		green, black roul.
( ** )	b.		pastel green, colorless roul. sides
(D21a)	D	\$1.00	dark blue
(D21)	a.		same, but black roul.
(D22a)	D	\$2.00	dark brown
(D22)	a.		light brown, black roul.
(D22b)	b.		brown, colorless roul. sides
(D23a)	D	\$5.00	red
(D23)	a.		carmine, black roul
( ** )	b.		carmine, colorless roul. sides
( ** )	D	\$10.00	orange
(D24)	a.		same, black roul.
( ** )	D	\$50.00	??
( ** )	D	\$100	purple, red roul. 9 1/2

Note: Several stamps of this series appear on a new type of bright white paper, some of which is a high polished surface type.

1967. 23 x 35 1/2 mm. (50¢-\$50), 27 x 48 mm(\$100-\$500) Reengraved now reads "DEPARTMENT OF REVENUE." (50¢-\$50) are colorless roul. 7 except where otherwise noted. (\$100-\$500) issued in booklet form; horizontal colorless roul. 7 only.

(D25a)	D	50¢	green
( ** )	a.		same, but black roul.
(D25)	b.		same, but colorless roul. sides
(D26)	D	\$1.00	blue-black
(D26a)	a.		same, but colorless roul. sides
(D27)	D	\$2.00	brown
( ** )	a.		same, but black roul.
(D28a)	D	\$5.00	red
(D28)	a.		same, but black roul.
( ** )	D	\$10	yellow-orange
(D29)	a.		same, but black roul.
( ** )	D	\$20	cerise
(D30)	D	\$50	black on gold paper
( ** )	a.		same, but black roul.
(D31)	D	\$100	purple
(D32)	D	\$500	black





## The Oregon Liquor Decals

by John B. Norton

I recently send Genevieve Cook, the Oregon Liquor Control Commission Information Officer, a list of 17 questions and I would like to share the basis of her answers with the membership.

The arrangement of the 1966 decals were 100 per sheet in 10 rows of 10 decals each. There were no special markings on the sheet selvage. The sheets were printed at \$1.00 per thousand by at least one company, the Decalcomania Co., address unknown.

The decals were placed by the distilleries upon the shoulder of the bottle above the front label with the exception of miniatures and cordials. They appeared on the bottles in all outlets--state stores, agencies and liquor-by-the-drink licensed establishments; the latter beginning under a 1953 law.

When the decals were discontinued in 1966 no new type of visible tax payment was used. The taxes were automatically taken care of by the distillery bookkeepers.

The above pertains to the 1966 decals specifically as Ms. Cook has no information on the prior two issues. She does not know why serial numbers were used on the long 1934 decal but not on the two that followed nor does she know the specific issuing dates of any of the three issues.

Any cider is taxed if it contained 1/2 of 1% alcohol content under ORS 473.030(2), the law stating, in part, "... a tax is hereby imposed. . . at the rate of 65 cents per gallon on all such beverages."

Under ORS 471.440 Oregonians are permitted to make beer and wine in their homes as long as it is for their own consumption. The above law, in conjunction with ORS 471.205, states that "... the Liquor Control Act does not apply to the making and keeping of naturally fermented wines and fruit juices or beer in the home, for home consumption and not for sale."

The Commission's bottling plant was closed in 1952 as being unprofitable due mainly to lack of consumer acceptance following World War II. It seems it could never surmount the bad name it had acquired with its below par whiskey during the war years.

I had high hopes that the minutes of the Monthly OLCC board meetings would add the needed information on the decals in regard to their manufacture and use. Ms. Cook though has repeatedly said: "I doubt if there is any information regarding decals in the minutes." She did observe that the previous minutes are in the State Archives in Salem if someone wished to check out this lead.

Ms. Cook's information "is based on the memories of the few people who were here and involved during the period the decals were in use, and who are still with the OLCC." She stated in our January, 1981 interview that she knew of no place, file or notes where information might appear and that when those involved either retired or dies the

information would go with them.

This article, along with my previous two, are all based upon the information this fine lady has taken the time to pass on to me. I just wish I had more time to talk further with the people like Genevieve Cook and her co-workers, in order to gather the small tidbits of information before it disappears into the realm of the unknown.

---

## AN EDITORIAL:

### A MATTER OF PERSPECTIVE

Last issue's publication of "State Duck Stamp Corrections" by Barry L. Porter brought an outraged response from one of the individuals listed at the beginning of the article.

After reading his letter, talking with him on the telephone and re-reading the article several times it is apparent to me the difficulty is one of perspective.

Providing perspective is an editorial responsibility and for not rising properly to write an Editor's Note for this piece the Editor pleads nolo contendere. Belatedly follows a somewhat elongated version of what should have appeared at the beginning of the article in question.

First, the five works mentioned are excellent source material. They are basically well-researched, basically accurate and are work basic for reference in studying this fascinating field. The authors should be applauded for their efforts and encouraged to continue their pursuit of data in this area. Indeed, if you added up the number of words in these articles and counted the number in the last NEWSLETTER used to enhance and correct there is clearly a huge ratio of accurate material.

Secondly, the NEWSLETTER has never hesitated to "call'em the way we see'em". If any of these works had been useless or horribly inaccurate it surely would have been said earlier; BUT no one has because the material is worthy of consideration by every Duck stamper. Nowhere is anyone's reputation questioned; these gentlemen are among the leaders in this field. Nowhere does anyone suggest the publications where these items appeared are culpable for printing an occasional mistake. Imagine the world without Linn's or Sporting Classics. For those just getting into the State Duck Stamp area the five articles listed are part of the basic reference works needed to seriously study your collections.

Third, a correction article should be taken for exactly what it is--an effort to insure that present collectors have the best possible knowledge in understanding their holdings and as an effort to insure that future publications will take into account the most recent research and data available.

Fourth, the nature of error is manifold. They arise from agency personnel providing misleading or inaccurate facts, from honest misinterpretation of questions, from getting answers from public information officers who neither work with the programs daily or are too busy with politically sensitive matters to give much effort to nuts-and-bolts queries about how

intangibles taxes are assessed or if a habitat stamp is required to hunt snipe, or even from not being able to read one's own notes. The Editor has been a victim of every one of the above and knows of other researchers who have fallen prey to the problems inherent in research. At this moment the assessment of auto excise taxes in Allen County, Indiana is being questioned since newspaper reporters have gotten different answers from the three different license branches in the county from workers each using the same state-supplied assessment listings. Authors are even completely innocent parties. Elsewhere in this issue is a correction made in Mr. Porter's article caused by the Editor's failure to catch a typing error, thus causing the author to appear to be presenting erroneous information.

And a final note. The articles, publications and authors mentioned in the last issue should be compliment for their efforts in making the State Duck Stamp field more understandable for us all. Undoubtedly all those mentioned will continue to do research in the field and their contributions past and future can only accelerate the interest in Duck stamps.

It is hoped this editorial will clarify the intent in publishing the article and provide the perspective needed to properly place the work in the panorama of state and local revenue stamps.

#### WHATDOYOUCALLIT??

One of the great things about collecting state revenue stamps is that there is always ample opportunity to run across freak printings, miscuts, imperfs, the occasional tete-beche pair and then this, in the category of "what-do-you-call-it?" Illustrated is a multiple of the 1928 Virginia feed stamps in which all copies seemed to have been printed with a partially or inadequately inked plate except for the single in the lower left hand corner which is of pristine clarity for the print. Any other suggestions on how this might have happened?

--M.E. Matesen





# The State Revenue Newsletter

The Official Organ of the State Revenue Society

The STATE REVENUE NEWSLETTER is published bimonthly as the official organ of the State Revenue Society. Information on membership may be obtained from the Membership Chairman. Dues are \$4.00 per year.

Articles, information on new issues and news of interest to the Society's membership are solicited. Send such items or other editorial correspondence to the Editor.

PRESIDENT: Terence M. Hines  
Psychology Department  
Pace University  
Pleasantville, NY 10570

VICE PRESIDENT: Edwin C. Kettenbrink, Jr.  
3605 Sinclair  
Midland, TX 79701

SECRETARY/TREASURER/  
MEMBERSHIP: Harold A. Effner, Jr.  
425 Sylvania Avenue  
Avon-by-the-Sea, NJ 07717

LIBRARIAN: Kenneth P. Pruess  
1441 Urbana Lane  
Lincoln, Nebraska 68505

BOARD OF GOVERNORS: Gerald M. Abrams  
3840 Lealma  
Claremont, CA 91711

EDITOR: David L. Drury  
3919 Enola Court  
Fort Wayne, IN 46809

© 1992 by The State Revenue Society

## SECRETARY'S REPORT

### New Members:

#687 Lt. Charles C. Souder  
276 Worden Street  
Melville Capehart  
Newport, RI 02840

Interests: All US Revenues  
(#3). Proposed by Harold A.  
Effner, Jr.

#688 J.R. Derr  
601 1/2 Market Street  
Williamsport, PA 17701

Interests: New York, Pennsylvania (# 2 & 3). Responded to  
article in Stamp World.

#689 Bill Hewitt  
Rt. 4, Box 198-C  
Mission, Texas 78572

Interests: Duck, Trout, Pheasant, etc. Proposed by Ken  
Pruess

#690 Robert E. Keatts  
PO Box 175  
Pomeroy, WA 99347

Interests: Oleo and other dairy  
substitute products (# 2 & 3).  
Proposed by G.M. Abrams.

#691 Ken Fee  
436 E. Wendell Way  
Salt Lake City, Utah 84115

Interests: Utah (# 2 & 3).  
Proposed by G.M. Abrams

#692 Timothy McGinnis  
5040 "E" Street, No. 11  
Springfield, Oregon 97477

Interests: Western states, especially Oregon. Proposed by  
Terence Hines.

### Reinstated:

#640 Mickey Stewart  
Rt. 2, Box 336, Briarwood  
Trace  
Carbondale, Illinois 62901

#491 Michael Lascarides  
17 Brandriff Avenue  
Millville, NJ 08332

#599 Martin Richardson  
7130 Claybeck Drive  
Dayton, Ohio 45424

### Address Change:

#646 Robert L. Cates  
103 Pinewood Drive  
Ithaca, New York 14850

#482 Steven C. Pumilia  
405 North 5th Street,  
Apt. 506  
Mankato, Minnesota 56001

667 Richard R. Nesenholtz  
4113 S. Semoran Blvd. #13  
Orlando, Florida 32807

#303 Donald J. Brundage  
PO Box G  
Bluffton, SC 29910

#651 Gene Cote  
60 Main Street  
Plaistow, NH 03865

1982. Dues notice for 1983 will appear in the next issue of the NEWSLETTER.

#341 Peter Pierce  
26 Willis St. #3  
Framingham, MA 01701

#346 David Anderson  
#639 Steve Braton  
#641 T. Swayne Gibson  
#204 George S. Gould

#657 Kenneth D. Terpstra  
PO Box 911  
Wallworth, WI 53184

#449 Richard Hemmings  
#589 Orren C. Himlie  
\$336 Bob Landry

#684 Alan Lussier  
PO Box 100  
Middlesex Unit I  
South Walpole, MA 02071

#491 Michael Lascarides  
#456 Dave Nathan  
#602 Paul Henry Parrish  
#544 Charles E. Pelletier  
#599 Martin Richardson  
#300 Stephen G. Shedrowitz

#345 Eric A. Jackson  
PO Box 651  
Whittier, CA 90608

#543 F.W. Shuart  
#640 Mickey Stewart  
#507 Gregory Tanico

#541 Richard Pompian  
2102 S. Pleasant Valley  
Road, #122  
Austin, Texas 78741

#444 Janis D. Thomas  
#555 Kenneth Trettin  
#171 Dorothy W. Wessel  
#472 John W. Wilson

#575 American Philatelic Research  
NDP Library  
PO Box 8338  
State College, PA 16801

New Honorary Member:

H66 E.L. Vanderford

#681 Anthony Cassler Burgess  
822 East Gorham  
Madison, WI 53703

Thanks for Donations to:

#260 Malin Pucher  
#135 Harold King

NDP Editor-Linn's Stamp News  
Box 29  
Sidney, Ohio 45367

Previous Total	264
New Members	6
Reinstated	3
Dropped-no address	2
Resigned	7
Dropped for non-payment	20
Correction in totals	1
New Total	245

Dropped for Lack of Mailing Address:

#608 E. Cunningham  
#642 D. Smith

There are 15 Non-Dues Paying Members not included in above total.

Resigned:

#568 N. Platnick  
#470 M. Bulpitt  
#623 J. Gruenewold  
#638 R. Mieno  
#635 C. Kerney  
#600 J. Slater  
#413 D. Eastoe

CORRESPONDENCE FILE

Dropped for Non-payment of Dues:

Ed. Note: These are the names of those dropped for non-payment in

Thank you Mack Matesen, You're the only one to send any ing in so far. Remember the SRS will pay postage both ways and will photocopy your files and return them to you. Please help!



STAMPS AVAILABLE FOR SALE FROM THE STATE REVENUE SOCIETY

Arizona: Malt 15¢, 45¢  
Cigarette 13¢ panes of 10 are \$1.30(not yet available)

Indiana: Real Estate \$1, \$2, \$5

Montana: Cigarette 13¢ panes of 10 for \$1.30(not yet available)

Maryland: Liquor(Goldstein signature) available in sets only  
1/16, 1/10, 1/8, 1/5, 1/4 gallon, 500 ml, 750 ml, 1 liter  
1.75 liter Total cost \$272

Wine(Lacey) 1/2 gal.(20¢), 1 gal.(40¢) available set or single  
Wine(Tawes) 1/5 gal.(8¢), 1/2 gal.(20¢), 1 gal.(40¢) and  
5 gal.(\$2) available set or single

Missouri: 1982 Waterfowl \$2.50 Book of 10 \$25.00 Include extra postage  
1982 Trout \$2.50 Book of 10 \$25.00 to receive books flat

New Jersey: 1977 Trout 50¢ Pane of 10 \$5.00 Include extra postage  
1977 Pheasant 50¢ Pane of 10 \$5.00 to receive panes mailed-  
1978 Woodcock 50¢ Pane of 10 \$5.00 flat

RETURN POSTAGE MUST ACCOMPANY ALL ORDERS! Make checks payable to the  
State Revenue Society.

Mail all orders to Harold A. Effner, Jr., 425 Sylvania Avenue, Avon-  
by-the-Sea, NJ 07717.

---

FISH & GAME STAMPS AVAILABLE

Member Dick Bilek reports that West Virginia has the following stamps  
available for sale:

National Forest Hunting & Trapping 1965-67 & 1969-71  
National Forest Fishing 1965-67 & 1969-71  
National Forest(combines the two above) 1972-82  
Non-Resident Trout Stamp 1972-82  
Resident Trout Stamp 1974-1981  
Bear Damage Stamp 1975-82  
Antlerless Deer Stamp 1976-1982

The above stamps are \$1 each and also are available in books at even  
further reduced prices. Orders and information from West Virginia Depart-  
ment of Natural Resources, Attn: License Section, 1800 Washington Street, E.  
Charleston, WV 25305.

It should be noted that since 1982 the same trout stamp has been used  
for both residents and non-residents.

## A REVIEW:

### MASSACHUSETTS WATERFOWL STAMPS AND PRINTS

Reviewed by Peter Pierce

In 1981 C.G. Rice of Boston, Massachusetts put together a fine three-ring binder type book featuring an extensive history of the Massachusetts Waterfowl stamp and print program and tying in the Federal and other States' stamp and print programs.

This is followed by a four-page folio per year for each waterfowl stamp. These are printed on heavy card-type stock; punched for three-ring binder with reenforced tabs. The pages are 8 1/2 x 11 in size featuring the winning print, stamp(the actual stamp could be mounted here to make this into an alubm), the artist and giving details of the contest.

The Massachusetts stamp and print series are unique in that they represent the only series--state or Federal-- that require decoys as the annual stamp designs. Other distinctions that set Massachusetts apart from other states include the following:

- a) Stamp designs must be of working decoys--ducks, geese or shorebirds-- and the decoys must have been made by known or unknown deceased Massachusetts
- b) it represents the only case(Federal or state) where a pre-existing painting was used for a Duck Stamp design.

To the best of my knowledge, this is the only instance where a state has appointed a museum as its official custodian and repository for Duck Stamp material. The book sells for \$20.00, plus \$2.50 shipping and handling from the Peabody Museum in Salem, Massachusetts. The museum also stocks all expired Massachusetts Duck Stamps.

Although a lot of money, I personally think this is a good addition to any Duck Stamp library.

Ed. Note: Mr. Pierce enclosed an advertising borchure with the above review indicating that the entire set of nine prior Massachusetts Duck stamps can be purchased for \$20.00. Stamps for a particular year may also be purchased.

---

## A CORRECTION

Barry Porter notes that the words "The 1979 and 1982 issues show shorebirds and not waterfowl" should have been listed in section i) Massachusetts and not in Maryland.

He also notes two typographical errors: 1) In section c) South Dakota began issuing non-pictorial Non-Resident stamps in 1970(not 1975) and 2)The last sentence lists the price as being \$4 from 1958 to 1958 which should read from 1953 to 1958.

# CLASSIFIED ADVERTISING

**ADVERTISING:** MINIMUM of \$1.00 for insertion up to and including 25 words. Five cents (5¢) for each additional word over 25. Name and return address no charge. 3 insertions for the price of 2, 5 for the price of 3. Short ads offering material for trade accepted FREE FOR ONE TIME ONLY. Send payment and copy to Harold A. Effner, Jr., Secretary-Treasurer, 425 Sylvania Avenue, Avon-by-the-Sea, NJ 07717

## STATE DUCK STAMPS

Largest and most complete State Duck stamp inventory--quality is our trademark. Complete sets through 1982-1983 issues--Illinois Error, California and Arkansas Imp rfs. Send SASE for price list. We also sell Duck stamp prints. Quality stock book to house state collection \$37.50.

Wanted: All Federal and mint State Duck stamps. Send stamps or your list for our immediate quote. All stamps must be sound, undamaged.

Carlo E. Vecchiarelli  
Box 2634  
Castro Valley, CA 94546

## JUST RECEIVED

New York Bow Hunting Stamps  
1968-69 \$5.50  
1969-70 4.25  
quantities available

I will buy or trade your duplicates. All States. Send Want Lists.

I want Virginia counties

Peter Pierce  
26 Willis Street 3  
Framingham, MA 01701

## WANTED

Buyers-Traders-Sellers

California-Massachusetts-Virginia

Fish and game Stamps

Peter Pierce  
26 Willis Street #3  
Framingham, MA 01701

## INFORMATION NEEDED

Commonwealth of Virginia and State of California Fish & Game program for future publishing.

Also need water problem items from your area for country-wide scrap book being compiled by professional waterconservation firm.

Peter Pierce  
26 Willis Street #3  
Framingham, MA 01701

INVITE A FRIEND TO JOIN THE STATE REVENUE SOCIETY. Details in masthead.



# National Wildlife Galleries

David H. Boshart, Sr.  
(APS — ASDA — DU — LICENSED APPRAISER)

FEDERAL & STATE DUCK STAMPS & PRINTS  
BUY — SELL — TRADE — AUCTION

(Office)  
2221 Flora Avenue  
Fort Myers, Florida 33907  
(813) 939-2425

(Summer Gallery)  
North Shore Road  
Brantingham, New York 13312  
(315) 348-8076

\*\*\* Fish & Game Stamps Also Wanted \*\*\*

FREE PRICE LIST - Enclose #10 SASE

## WANTED

State DuckStamps. Will buy or trade. Also need Fish and Game Stamps--especially Michigan Bear and Cisco Netting and Indiana Trout.

Howard R. Lutz  
PO Box 108  
Warren, Ohio 44482

## WANTED

Your duplicate state revenue paper stamps--especially lower-priced feed and fertilizer and seed stamps on approval. No torn, damaged and no decals.

Harold J. King  
9 Randall Place  
Keansburg, NJ 07734

## WANTED

License Plate Gum Cards, Windshield Stickers, DAV and Goodrich Key chain tags, License Plates

Dr. Edward Miles  
888 8th Avenue  
New York, NY 10019

## MISSISSIPPI FISH & GAME

An inquiry by Terry Hines to the Mississippi Department of Wildlife Conservation reveals that the following stamps are still available from this office.

Waterfowl Stamps: (\$2 each)  
1977-78 mallard  
1978-79 green-wing teal  
1979-80 canvasbacks  
1980-81 pintails  
1981-82 redheads  
1982-83 canadian geese

Endangered Species Stamp (\$5 each)  
1975 sandhill crane

The Departments address is PO Box 451, Jackson, MS 39205. Payment by money order only with a SASE. Endangered Species stamps must be paid for by a separate money order from the waterfowl stamps.



## AN ENDLESS COLLECTION

Dr. Edward H. Miles boundless collection has surfaced an whole new group of automobile-related material for our purusal. Dr. Miles' zeal for this branch of state revenues will be further reflected in future issues. He has sent along two further batches of material besides what appears below.



12980 — ALABAMA

### WHERE AND HOW TO APPLY WINDSHIELD STICKER LICENSE:

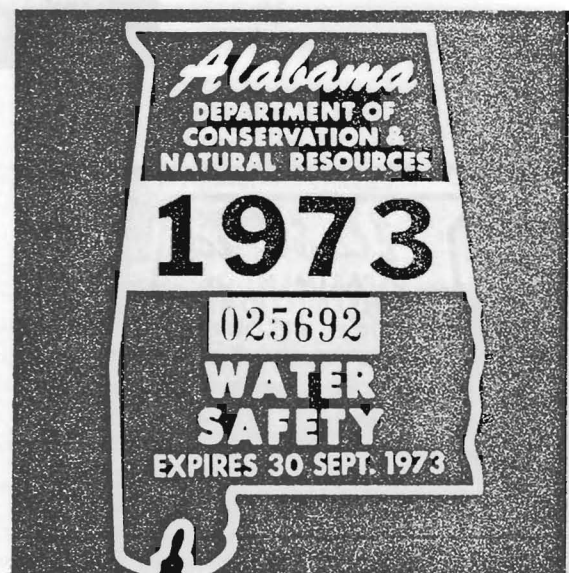
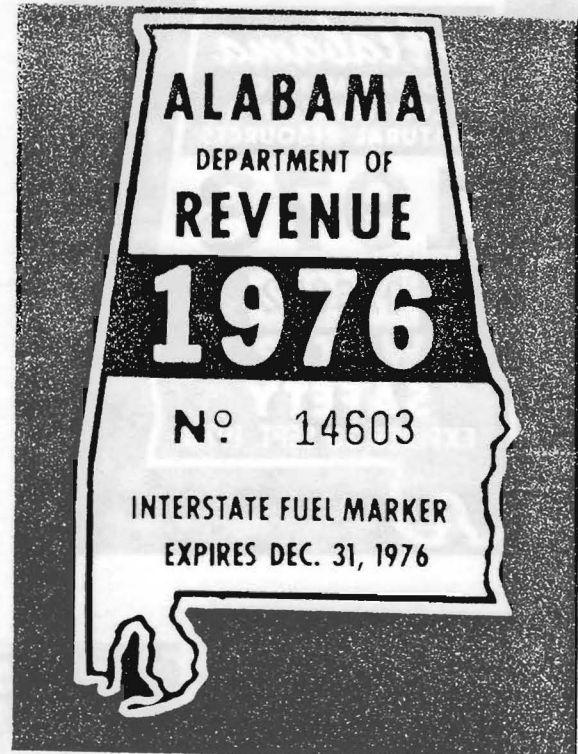
This sticker must be applied in a horizontal position on the inside of the lower right hand corner of the windshield. The large numbers go against the glass so that they can be seen from the outside. It shall be illegal to apply this stamp to the windshield of any vehicle other than the vehicle for which issued.




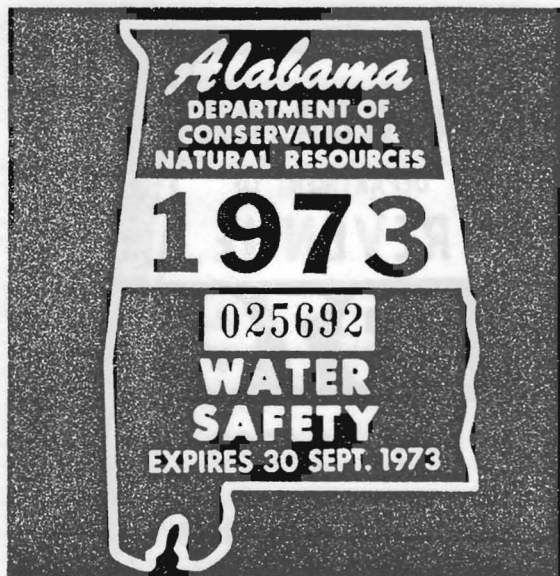
1. Wash windshield (inside) leaving it wet.
2. Dip license in water and place in position.
3. With a straight edge piece of cardboard squeegee the license down tight against the glass. Stroke from center to each end and be sure all air and water bubbles are removed. Wipe Dry.

DO NOT APPLY TO FROSTED OR STEAMED UP GLASS.

THE MEYERCORD CO.







ITEM NO.	DATE	TRANSACTION NO.	TAB NO.	LICENSE NO.	CODE	1/2	FEE PAID
	JUN-12-69	37339	0	17881	Tr		4.00A

Q10	TRANS	RE	DUP	REPL	REPL	PLT	PLT	CORR	COFC	REM	PLATE	TAB	REPLACED	TAB	REPLACED	REGISTRATION	WEIGHT	TOTAL
X	21	22	23	24	25	26	27	28	29	30								

SERIAL NUMBER	SERIES - BODY TYPE	UNLADEN WT.	VEH. CODE	VEH. MAKE	VEH. YR.	AX	PWR	TITLE NUMBER
RN18593232R	HTLR	5350		HOLRAM	69			1-6-12-9

EXPIRATION DATE	REGISTERED OWNER'S NAME AND MAILING ADDRESS	TITLE NUMBER
8-31-19-70	SASSARA CHARLES J SR 1233 BANNISTER DR ANCHORAGE ALASKA 99504	49193

FORM MV-150 REV. 1/68

RESIDENCE ADDRESS (IF DIFFERENT FROM MAILING ADDRESS) - STREET & NO. - CITY - STATE (IF NOT ALASKA) - ZIP CODE

SAME

LIEN HOLDER NAME AND MAILING ADDRESS - P.O. BOX OR STREET & NO. - CITY - STATE - ZIP CODE

MELLON NATL BANK 5TH AVE & 9TH ST NEW KENSINGTON PA 15068

LESSOR NAME AND MAILING ADDRESS


I HEREBY CERTIFY THAT THE ABOVE STATEMENTS ARE TRUE AND CORRECT TO THE BEST OF MY KNOWLEDGE AND BELIEF. ANY FALSE STATEMENT IN THIS APPLICATION SUBJECTS THE APPLICANT TO PROSECUTION.

STATE OF ALASKA  
DEPARTMENT OF REVENUE

\* SIGNATURE (IN INK) OF REGISTERED OWNER

CERTIFICATE BECOMES LEGAL WHEN SIGNED AND VALIDATED. MOTOR VEHICLE DIVISION - BOX 960 - ANCHORAGE, ALASKA 99501

REGISTRATION CERTIFICATE





ISSUER: MVB 441  
658  
REMOVE THE STICKERS BELOW AND AFFIX TO 1976 APPLICATION FORM ACCORDING TO INSTRUCTIONS PROVIDED.

VALIDATION NUMBER

VALIDATION NUMBER

VALIDATION NUMBER

CODE NUMBER

FILE CONTROL NUMBER

LICENCE PLATE NUMBER

1976

ISSUER: PLEASE ENTER PLATE NUMBER

KEEP THIS SECTION IN SEQUENCE BY "FILE CONTROL NUMBER"

ISSUER: DETACH THIS SECTION AND ISSUE TO LICENCEE

Alberia

SOLICITOR GENERAL  
MOTOR VEHICLE BRANCH

APPLY VALIDATION LABEL TO THE LICENCE PLATE LOCATED AT REAR OF VEHICLE.

1. CLEAN SURFACE OF PLATE THOROUGHLY. (LABEL WILL NOT STICK IF PLATE IS WET OR DIRTY.)

2. DO NOT MOISTEN LABEL.

3. PEEL LABEL FROM ITS PROTECTIVE BACKING.

4. APPLY LABEL WITH CARE TO BOTTOM RIGHT HAND CORNER OF PLATE.

5. PRESS LABEL DOWN FIRMLY.

6. ONCE APPLIED DO NOT ATTEMPT TO REMOVE LABEL.

NOTE: ATTACH THIS LABEL TO THE PLATE FOR WHICH IT WAS ISSUED. VALIDATION NUMBER PRINTED ON ABOVE LABEL MUST BE THE SAME AS VALIDATION NUMBER SHOWN ON YOUR 1976 VEHICLE REGISTRATION CERTIFICATE.

WILD ROSE COUNTRY  
SAM • 000  
Alberia

ISSUER: MVB 441  
REMOVE THE STICKERS BELOW AND AFFIX TO 1977 APPLICATION FORM ACCORDING TO THE INSTRUCTIONS PROVIDED.

VALIDATION NUMBER

VALIDATION NUMBER

1977

VALIDATION NUMBER  
00051

CODE NUMBER

FILE CONTROL NUMBER

LICENCE PLATE NUMBER

ISSUER: PLEASE ENTER PLATE NUMBER

KEEP THIS SECTION IN SEQUENCE BY "FILE CONTROL NUMBER"

ISSUER: DETACH THIS SECTION AND ISSUE TO LICENCEE

Alberia

SOLICITOR GENERAL  
MOTOR VEHICLE BRANCH

APPLY VALIDATION LABEL TO THE LICENCE PLATE LOCATED AT REAR OF VEHICLE.

1. CLEAN SURFACE OF PLATE THOROUGHLY. (LABEL WILL NOT STICK IF PLATE IS WET OR DIRTY.)

2. DO NOT MOISTEN LABEL.

3. PEEL LABEL FROM ITS PROTECTIVE BACKING.

4. APPLY LABEL WITH CARE TO THE BOTTOM LEFT HAND CORNER OF PLATE.

5. PRESS LABEL DOWN FIRMLY.

6. ONCE APPLIED DO NOT ATTEMPT TO REMOVE LABEL.

NOTE: ATTACH THIS LABEL TO THE PLATE FOR WHICH IT WAS ISSUED. VALIDATION NUMBER PRINTED ON ABOVE LABEL MUST BE THE SAME AS VALIDATION NUMBER SHOWN ON YOUR 1977 VEHICLE REGISTRATION CERTIFICATE.

EXPIRES  
31st MAR 78  
Alberia

WILD ROSE COUNTRY  
SAM • 000  
Alberia



ISSUER: REMOVE THE STICKERS BELOW AND AFFIX TO 1978 APPLICATION FORM

VALIDATION NUMBER

SAMPLE

VALIDATION NUMBER

SAMPLE  
1978

VALIDATION NUMBER

SAMPLE

DETACH THIS SECTION  
AND ISSUE TO LICENCEE

CODE NO.

FILE CONTROL NO.

00048

ISSUER:

KEEP THIS SECTION IN SEQUENCE  
BY "FILE CONTROL NO."

LICENCE PLATE NUMBER

ISSUER:  
PLEASE ENTER PLATE  
NUMBER

Alberta

APPLY VALIDATION LABEL TO THE LICENCE  
PLATE LOCATED AT REAR OF VEHICLE


1. CLEAN SURFACE OF PLATE THOROUGHLY. (LABEL WILL NOT STICK IF PLATE IS WET OR DIRTY.)
2. DO NOT MOISTEN LABEL. **LIFT HERE** →
3. PEEL LABEL FROM ITS PROTECTIVE BACKING.
4. APPLY LABEL WITH CARE TO LOWER RIGHT HAND CORNER OF LICENCE PLATE (ON TOP OF 1976 RED LABEL IF LICENCE PLATE HAS ONE.)
5. PRESS LABEL DOWN FIRMLY.
6. ONCE APPLIED DO NOT ATTEMPT TO REMOVE LABEL.

LICENCE PLATE NUMBER

NOTE: ATTACH THIS LABEL TO THE PLATE FOR WHICH IT WAS ISSUED. VALIDATION NUMBER PRINTED ON ABOVE LABEL MUST BE THE SAME AS VALIDATION NUMBER SHOWN ON YOUR 1978 VEHICLE REGISTRATION CERTIFICATE.

SOLICITOR GENERAL  
MOTOR VEHICLE BRANCH

REAR LICENCE PLATE



APPLY LABEL HERE ↑

MVB 441

ISSUER: REMOVE THE STICKERS BELOW AND AFFIX TO 1979 APPLICATION FORM

VALIDATION NUMBER

SAMPLE

VALIDATION NUMBER

SAMPLE  
1979

VALIDATION NUMBER

SAMPLE

DETACH THIS SECTION  
AND ISSUE TO LICENCEE

CODE NO.

FILE CONTROL NO.

00018

ISSUER:

KEEP THIS SECTION IN SEQUENCE  
BY "FILE" CONTROL NO."

MVD 441

LICENCE PLATE NUMBER

ISSUER:  
PLEASE ENTER PLATE  
NUMBER


Alberta

APPLY VALIDATION LABEL TO THE LICENCE PLATE LOCATED  
AT REAR OF VEHICLE

1. CLEAN SURFACE OF PLATE THOROUGHLY (LABEL WILL NOT STICK IF PLATE IS WET OR DIRTY.)
2. DO NOT MOISTEN LABEL.
3. PEEL LABEL FROM ITS PROTECTIVE BACKING.
4. APPLY LABEL WITH CARE TO LOWER LEFT HAND CORNER OF LICENCE PLATE (ON TOP OF 1977 BLACK LABEL IF LICENCE PLATE HAS ONE.)
5. PRESS LABEL DOWN FIRMLY.
6. ONCE APPLIED DO NOT ATTEMPT TO REMOVE LABEL.

LICENCE PLATE NUMBER

NOTE: ATTACH THIS LABEL TO THE PLATE FOR WHICH IT WAS ISSUED. VALIDATION NUMBER PRINTED ON ABOVE LABEL MUST BE THE SAME AS VALIDATION NUMBER SHOWN ON YOUR 1979 VEHICLE REGISTRATION CERTIFICATE.

SOLICITOR GENERAL  
MOTOR VEHICLES DIVISION


REAR LICENCE PLATE

S A M 123

APPLY LABEL HERE ↑

# 1969 ASSESSMENT

Nº 087213



ARIZONA

# 1970 ASSESSMENT

Nº 95053



ARIZONA

# 1971 ASSESSMENT

Nº 051751



ARIZONA

# 1970 ASSESSMENT

Nº 29595



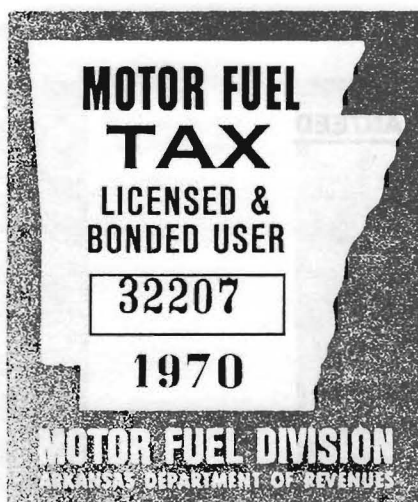
ARIZONA

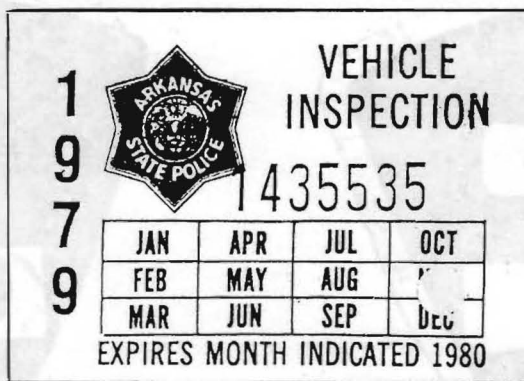
# 1971 ASSESSMENT

Nº 11251



ARIZONA





RICHARD M. BILEK  
1515 SO. HIGHLAND  
ARLINGTON HTS., IL 60005

BULK RATE  
U.S. POSTAGE

**PAID**

MT. PROSPECT,  
ILLINOIS 60056  
PERMIT No. 21

RETURN POSTAGE GUARANTEED